Christmas Mini Busy Book

Tallyboo Press • you do not need to print this page

PRINTING

There are 9 activity pages in this file, one to a sheet.
The file is US Letter. Print at Actual Size (not Fit to Page),
on plain paper or card stock; that also prints right on A4.

The file is 10 pages. Page 1 is this one, so you print 9 sheets.

WHAT THIS IS

A free sampler from Christmas Cast Busy Book, which has 50 pages in all.
These 9 are the first 9 of them, in the same order.

Look, match, count and point. No cutting or laminating.
Have a crayon ready: one page asks them to circle.
The small line at the foot of each page is for you to read
aloud. Your child does not need to read anything.

For personal and single-classroom use. Please do not resell or redistribute the files.

Find the same Santa.









Point to the Santa on top, then to its twin below. Say all three names out loud before anyone points.

Which one is not a Santa?



Look at all four before anyone points. Name the three that match before you name the fourth.

Point to what comes next.





Let them look at the whole row first. Point along the row before choosing.

Count each row of reindeer.



Touch each one as you say its number. Touching is the skill at this age.

Find the same snowman.









Point to the snowman on top, then to its twin below. Ask what is different about each one before choosing.

Which one is different?



Name each one out loud, then choose. Once they have chosen, ask what the other three have in common.

What comes next?





Touch each card as you go, then stop at the empty box. Tap the beat with a finger: one, two, one, two.

Circle every present you find.



Ask how many they found once the page is done. The count is the reward for looking properly.

Find the same penguin.









Point to the penguin on top, then to its twin below. If they pick another one, look at the faces again together.